



Contents

[Instructions for PC](#)

[Instructions for MAC](#)

[Instructions for Mobile](#)

PC: How do I use PDF-DRM (Digital Rights Management) format?

IMPORTANT

After you have paid for your PDF-DRM
you have 7 days to download the file





Instructions

1. Are you the user of the file?

✓ **Yes** - continue

✗ **No** - please pass these instructions AND the email: **'Your Digital Product Download from SAI Global'** to the end user.

2. Start on the computer you want to use the DRM PDF on.

3. To open your PDFs you'll need to:

a. [Install FileOpen plugin](#)



b. **Ensure your PDF reader is up to date**

FileOpen supports PDF viewers such as Foxit Reader, Nuance PDF Reader, Nitro PDF Reader, Tracker PDF-Xchange and Bluebeam PDF Revu as outlined [here](#).

We have used Acrobat Reader as a reference. Click to get the [latest version of Acrobat Reader here](#).

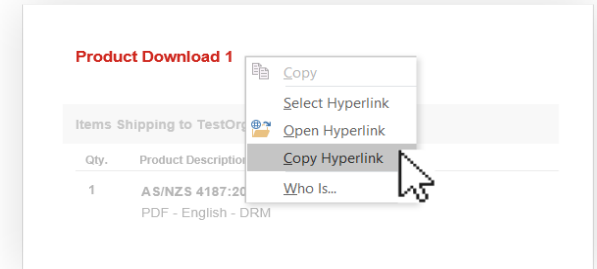




4. Open the email: 'Your Digital Product Download from SAI Global'

a. RIGHT click on the 'Product Download' link.

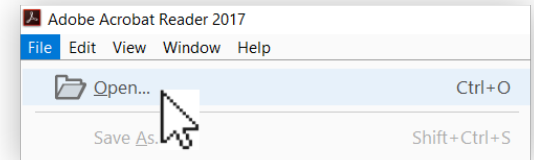
b. Select 'Copy Hyperlink'



5. Open Acrobat Reader application. Then from the top menu select:

a. 'File'

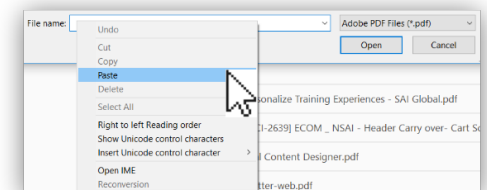
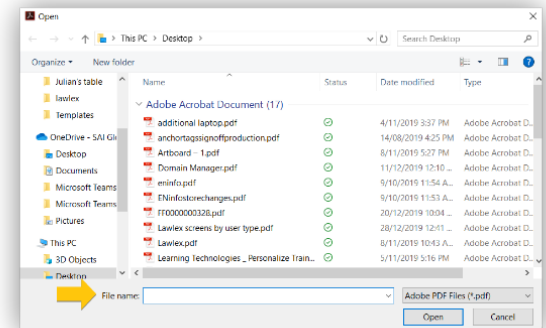
b. then 'Open'



6. Then RIGHT click over the 'File Name' box



a. select 'Paste'. This will enter the file name of your PDF-DRM.





b. Now select '**Open**' to open your PDF-DRM.



Quick Tips:

- Make sure you have an internet connection when you open your PDF
- You can select 'Save As' to name your document and save it to your hard drive
- You can print 2 copies per user for internal use
- And you can save a backup of the file on a Flash or USB drive for safety

MAC: How do I use PDF-DRM (Digital Rights Management) format?

IMPORTANT

After you have paid for your PDF-DRM
you have 7 days to download the file





Instructions

1. Are you the user of the file?


✓ **Yes** - continue

✗ **No** - please pass these instructions AND the email: **'Your Digital Product Download from SAI Global'** to the end user.

2. Start on the computer you want to use the DRM PDF on.

3. To open your PDFs you'll need to:

a. [Install FileOpen plugin](#)



b. **Ensure your PDF reader is up to date**

FileOpen supports PDF viewers such as Foxit Reader, Nuance PDF Reader, Nitro PDF Reader, Tracker PDF-Xchange and Bluebeam PDF Revu as outlined [here](#).

We have used Acrobat Reader as a reference. Click to get the [latest version of Acrobat Reader here](#).





4. Restart your computer

5. Open the email: 'Your Digital Product Download from SAI Global'

- a. RIGHT click on the 'Product Download' link
- b. Select 'Download as' and save the file with a memorable name
- c. Open Adobe Reader and open your file.



Quick Tips:

- Make sure you have an internet connection when you open your PDF
 - You can print 2 copies per user for internal use
 - And you can save a backup of the file on a Flash or USB drive for safety
-



MOBILE: How do I use PDF-DRM (Digital Rights Management) format?


Android

1. Install [FileOpen Viewer from Google Play Store](#).
2. Open the email from us: 'Your Digital Product Download from SAI Global'
3. Tap and hold the “**product download**” link to bring up the copy menu, then select “**copy URL**”.
4. Paste in Chrome browser (or another browser) .



This will trigger the file to download. If your browser tries to open and display the pdf, you may need to change your browser settings so that pdf files automatically download when opened.

5. Open **FileOpen Viewer App**
6. Select the green file icon at the bottom right of your screen.
7. Then the ‘**Open File**’ window will appear. Hit the **grey folder button**
8. Select your DRM PDF from the ‘**Downloads Folder**’



Select a PDF to open

www.fileopen.com/test.pdf



OPEN



iPhone

1. Install [FileOpen viewer from App Store](#)
2. Tap and hold the '**Product Download**' link to bring up the copy menu, then select '**copy URL**'.
3. If you are using the **Outlook App**, paste the link into a browser such as '**Firefox**' to download the link.



If your browser tries to open and display the pdf, you may need to change your browser settings so that pdf files automatically download when opened.

4. Open **FileOpen Viewer App**
5. Select the **File icon** at the top right corner of your screen
6. A box to add the URL will appear.



Tap and hold to the paste link and then hit **OK**.

7. Please wait about 1 minute for your file to decrypt and open.

If you have any problems please contact our friendly Customer Service team in your region.

[Contact Support](#) (Australia-Pacific)